



# Post COVID-19 Opioid Overdose Deaths in Erie County, NY

Yi Wu

Erie County Medical Examiners' Office, Law Enforcement Partners, Treatment Partners, Medical Partners



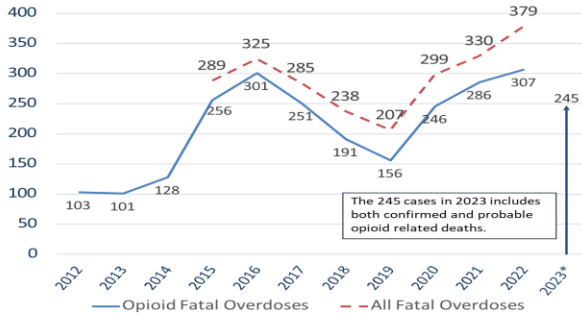
## Background

- Over 2,000 Erie County resident deaths from opioid-related overdose (2012-2022).
- In 2022, high peak of 307 opioid-related deaths in Erie county.

## OBJECTIVES

- Identify the trends and characteristic of opioid overdose deaths in Erie County, NY.
- Create data driven response to the opioid epidemic in post COVID-19

### 2012 – 2023\* OVERDOSE DEATHS ERIE COUNTY



SOURCE: ERIE COUNTY MEDICAL EXAMINERS OFFICE, \*CASES REPORTED THRU 7/28/2023

## METHODS

- Information was pulled from 2022 Opioid Epidemic Task Force quarterly meetings.
- Data was extracted from Erie County Medical Examiner's Office, Law Enforcement and treatment partners' collected data.
- Data visualization & Data analysis → Excel.

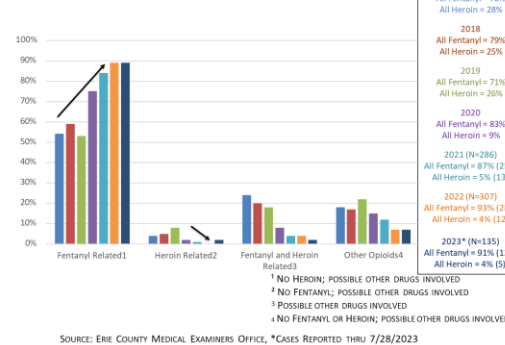
## RESULTS

- 68% Whites, 28% Blacks, 2% Native Americans, and 12% Hispanics died from opioid fatal overdose.
- 15%, 30%, 24%, 22% and 10% of opioid overdose deaths from the age groups 20-29, 30-39, 40-49, 50-59 and 60+.

### Erie County Census Estimate      Erie County Opioid Overdoses

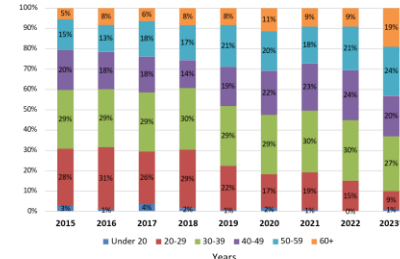
	Population % (N=954,236) 2020 Census	2018 Overdose % (N=191)	2019 Overdose % (N=156)	2020 Overdose % (N=246)	2021 Overdose % (N=286)	2022 Overdose % (N=307)	2023* Overdose % (N=245 Confirmed & Probable)
<b>Race/Ethnicity</b>							
White alone	79%	79%	78%	79%	73%	68%	70%
Black or African American alone	14%	10%	10%	19%	22%	28%	27%
Native Amer / Alaskan Native	.7%	N/A	N/A	2%	4%	2%	2%
Hispanic	6%	7%	8%	10%	9%	12%	11%
<b>Gender</b>							
Female	52%	30%	27%	30%	27%	31%	27%
Male	48%	70%	73%	70%	73%	69%	73%
<b>Age</b>							
20-29	14%	29%	22%	17%	19%	15%	9%
30-39	13%	30%	29%	29%	30%	30%	27%
40-49	11%	14%	19%	22%	23%	24%	20%
50-59	14%	17%	21%	19%	18%	22%	24%
60+	25%	8%	8%	12%	9%	10%	19%

### 2017 – 2023\* PERCENT OF ERIE COUNTY OPIOID RELATED DEATHS BY TYPE OF OPIOID



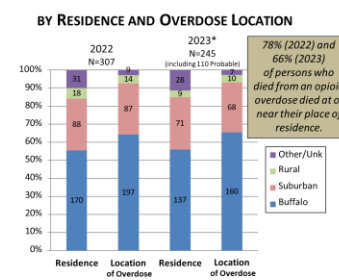
SOURCE: ERIE COUNTY MEDICAL EXAMINERS OFFICE, \*CASES REPORTED THRU 7/28/2023

### 2015 – 2023\* PERCENT OF ERIE COUNTY OPIOID RELATED DEATHS BY AGE



SOURCE: ERIE COUNTY MEDICAL EXAMINERS OFFICE, \*CASES REPORTED THRU 7/28/2023

### 2022 AND 2023\* PERCENT OF ERIE COUNTY OPIOID RELATED DEATHS BY RESIDENCE AND OVERDOSE LOCATION



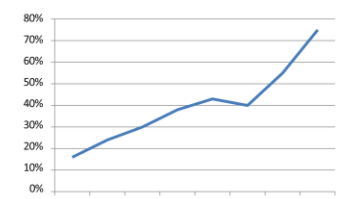
SOURCE: ERIE COUNTY MEDICAL EXAMINERS OFFICE, \*CASES REPORTED THRU 7/28/2023

78% of persons who die from an opioid overdose die at or near their place of residence.

## CONCLUSIONS

- Opioid-related overdose deaths: Young Adults → Adults & Elderly
- White Deaths ↓ (79% in 2018 → 68% in 2022)
- Black Deaths ↑ (10% in 2018 → 28% in 2022)
- Native American Deaths ↑ (0% in 2018 → 2% in 2022)
- Over half of the deaths have been associated with both fentanyl and cocaine.
- 3 out of 4 people (2022) died at or near their residence.

### 2016 – 2022\* PERCENT OF ERIE COUNTY OPIOID RELATED DEATHS ASSOCIATED WITH FENTANYL<sup>1</sup> AND COCAINE



2020: 48% (118/246) of opioid related deaths involved cocaine  
 2021: 44% (125/286) of opioid related deaths involved cocaine  
 2022: 57% (174/307) of opioid related deaths involved cocaine  
 2023\*: 81% (109/135) of opioid related deaths involved cocaine  
 \*Includes all Fentanyl related deaths.  
 SOURCE: ERIE COUNTY MEDICAL EXAMINERS OFFICE, \*CASES REPORTED THRU 7/28/2023

- 174 out of the 307 (57%) opioid overdose deaths that involved fentanyl and cocaine.
- Public Health Implications**
- Communicates within membership of Opioid Epidemic Task Force to promote collaboration and support partner work.
- Relays message to the public and government officials to acknowledge and to address the problem.
- Stigma among the public overlooks certain part of population in the community.

## REFERENCES & ACKNOWLEDGEMENTS

- Cheryll Moore
- 2022 Opioid Task Force Quarterly Meetings
- Erie County Medical Examiners' Office
- Law Enforcement Partners
- Treatment Partners
- Medical Partners